



bin tally

APP USER GUIDE

BIN TALLY

A simple app that makes reporting bin numbers easy

 **COUNT
BINS**



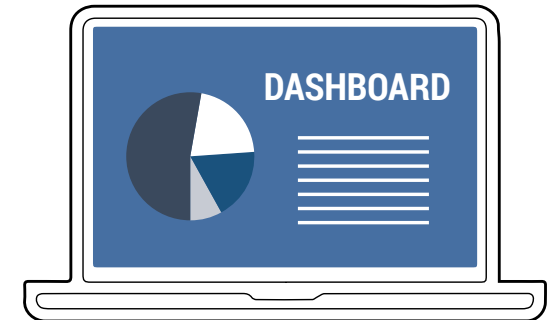
**USER-FRIENDLY DESIGN
STRAIGHT FORWARD PROCESS**

 **TRANSMIT
DATA**



**NO MORE CLIPBOARDS
NO MORE SPREADSHEETS**

 **REPORT &
MONITOR**



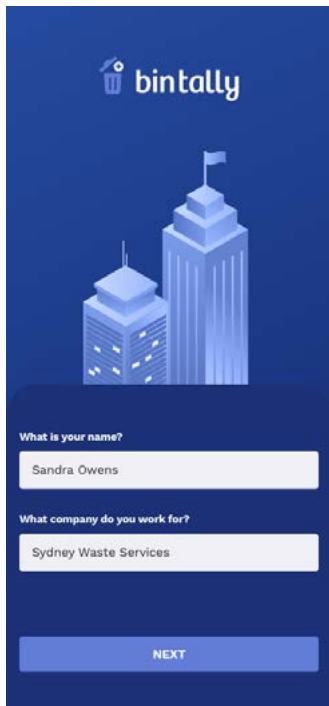
**CLOUD REPORTING DASHBOARD
VISUALISE & EXPORT DATA**

USING THE APP

Follow the steps below every time you need to tally your bins.

STEP 1. SIGN IN

Register your details - only required first time



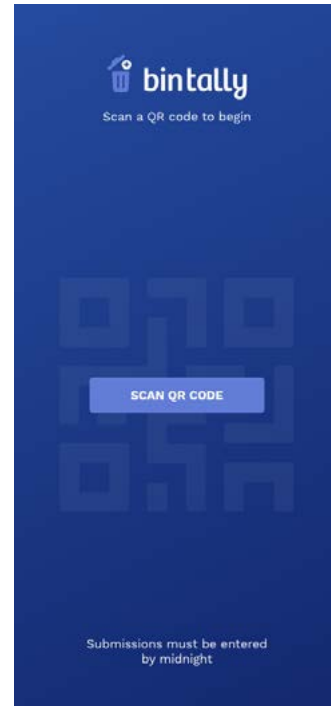
bintally

What is your name?
Sandra Owens

What company do you work for?
Sydney Waste Services

NEXT

STEP 2. PRESS SCAN QR CODE



bintally

Scan a QR code to begin

SCAN QR CODE

Submissions must be entered by midnight

STEP 3. SCAN QR CODE

Position the QR code inside the frame



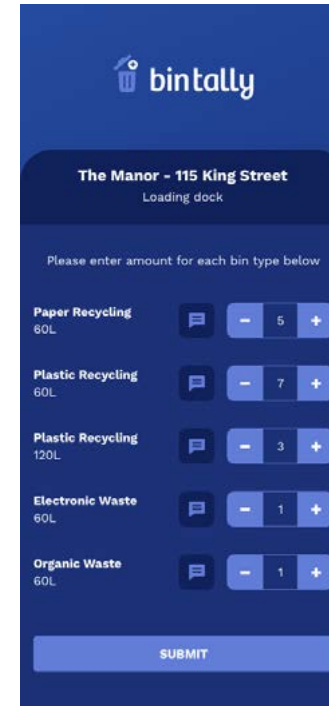
bintally

Align QR Code within frame to scan

CANCEL

STEP 4. COUNT BINS

Only tally the bins that will be collected that night



bintally

The Manor - 115 King Street
Loading dock

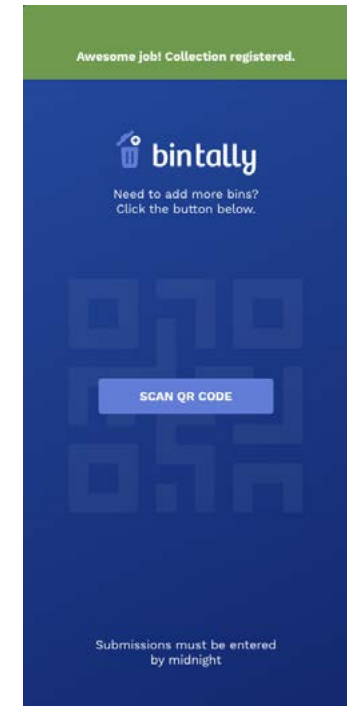
Please enter amount for each bin type below

Paper Recycling 60L	-	5	+
Plastic Recycling 60L	-	7	+
Plastic Recycling 120L	-	3	+
Electronic Waste 60L	-	1	+
Organic Waste 60L	-	1	+

SUBMIT

STEP 5. SUCCESS

You're all done!



Awesome job! Collection registered.

bintally


Need to add more bins?
Click the button below.

SCAN QR CODE

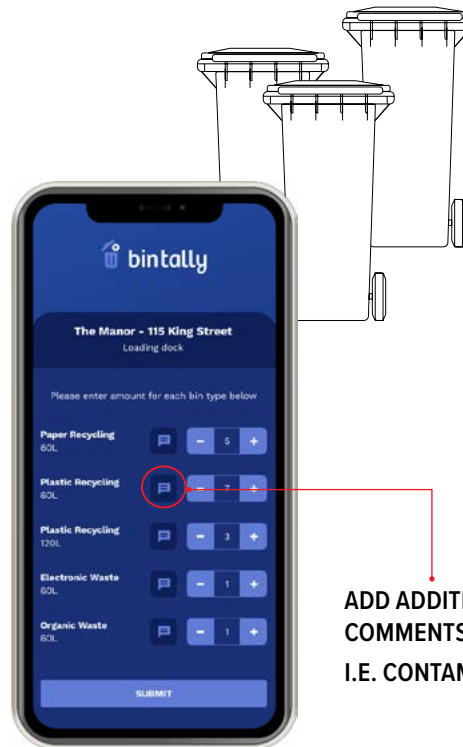
Submissions must be entered by midnight

TALLY PROCEDURE

SCAN THE QR CODE
ON YOUR WASTE
ROOM WALL



COUNT THE BINS
BEING COLLECTED
THAT NIGHT



ADD ADDITIONAL
COMMENTS IF NEEDED
I.E. CONTAMINATED

PRESS SUBMIT -
YOU'RE ALL DONE.

